

# TransAction Plus™ Accounting



It was one of farming's first automated accounting systems. Today it's synonymous with accurate, efficient, profit-oriented bookkeeping...and preferred over all other ag-specific systems by the more progressive operations. Of the many attributes giving TransAction Plus its unique value and appeal, none stand out more than power, capacity and *flexibility*. Only TransAction Plus lets you code an entry up to four different ways, by:

center, ledger account, division and description. Further, you'll never outgrow this system. As you expand—more family members, more landlords, more acres, bigger herds—so grows Transaction Plus. An unchallenged blend of youthful vigor and mature leadership. Yet, not a farmhand, a *partner* in farm management—designed for the new millennium!

## Mathematical muscle moves big numbers fast — pushes you away from the keyboard sooner

TransAction Plus' performance capabilities merge with a myriad ease-of-use features to simplify and speed data entry. You'll finish the job quicker, with more and better information on your hard drive. "*Macros*," for example, let you record and repeat repetitive or complex entries, such as payroll checks, insurance payments, crop and livestock

sales, and journal data. A list of macros can be "attached" to specific vendors for easy recall. Also, vendors, ledger accounts and centers can be added instantly on-the-go. These are but two of multiple conveniences that save you time and effort from initial setup to daily operation.

## Followed but never equaled. New Version 12.1 tells you why.

FBS Systems assures TransActions Plus keeps the lead by listening to clients, noting their needs, and staying abreast of evolving technology. This is the mix of ingredients that gels into solid, timely upgrades, constantly redefining *state of the art* to keep you working faster, easier, *smarter*. Improvements in the recently released versions include:

- ✓ Open-architecture, high-performance **SQL database**.
- ✓ Complete re-write in **Microsoft .NET**.
- ✓ **Modernized format** for setup screens.
- ✓ Cloud-ready for **Business Intelligence** and **API connections**.
- ✓ **E-Payment** module creates secure ACH transactions through your bank, eliminating checks, envelopes and stamps.
- ✓ **Vendor capacity increased** to 7,500 as well as allow **inactive** status.
- ✓ **Load previous entry** hot key (F12) goes back to prior year.
- ✓ **Bank statement balance** added to Check Clearing.

- ✓ Can **update vendor address** and **cancel printing** during check and invoice printing.
- ✓ **Optional Scanner Interface increased capacity** to 2,000 invoices per year.
- ✓ **Balance Sheet can consolidate** divisions with multiple fiscal years.
- ✓ **Contract module** now included crop projects and drill-down to setup.
- ✓ **Pro-forma Income Statement** and **Balance sheet** connect with optional **LifeCycle Budget**.
- ✓ **New Accounts Receivable statement** line types and formatting.
- ✓ **A/R and A/P Detail** Invoices with Payments flags invoices open over 365 days.
- ✓ **Auto-reversing journal entries** by specific day of the month.
- ✓ **FIFO inventory valuation** option with Crop Audit and Smart Feeder..
- ✓ **New Date Cash Exchanged** report.
- ✓ **64-Bit** and **Windows 10/11** compatible.

*"Our local banker asked all agricultural accounts to come in and work up cash flow projections on the bank's computer. I took the projections I worked up using TransAction Plus to the bank with me. The banker was so impressed with the flexibility and other benefits of the FBS system that I was the only one allowed to use my own program. This saved a remarkable amount of time."*

**Steven Cox, Long Island, Kansas**

*"FBS integrated software gives us immediate financial information for management decisions. We can give our lender, accountant, and feed supplier reports that meet their specific needs for accurate analysis. FBS has a great support team who encourages producer suggestions for software improvements."*

**Gordon Smiley, Greensburg, Indiana**

## Designed to meet accounting needs today and tomorrow—and do it best!

Unlike other farm equipment, a properly maintained accounting system (beyond entry level) should never wear out or reach performance limits. If your present system shows signs of age or has simply outlived its usefulness, some serious comparisons and a little planning now could preclude a costly, frustrating search.

Start here by matching TransAction Plus feature-for-feature against any other accounting system on the market:

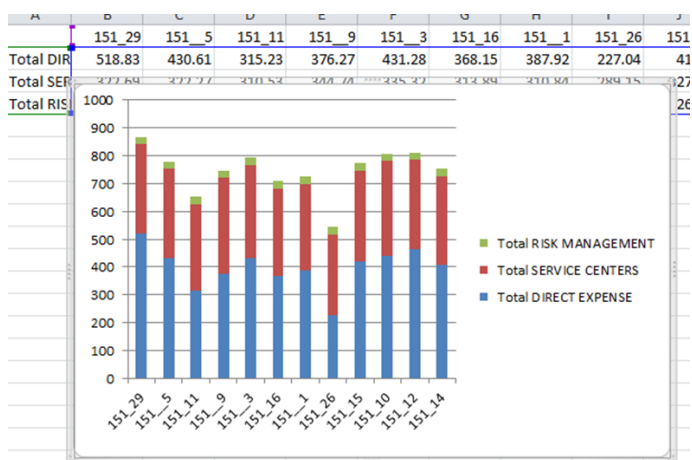
- **Concurrent cash, accrual, market value or management reports**
- **Unlimited client capacity**—ideal for beginning "service bureaus"
- Over 30 financial, center and management reports
- **Re-label and/or inactivate** accounts and centers without affecting past transactions
- Allows separation or consolidation of up to 250 accounting entities and 1000 centers
- Built-in **cash flow** (Excel compatible spreadsheet)
- Records can be edited without distorting management, center or inventory histories
- Full **audit trail** for every transaction, including user, entry date and edit date.
- Vendors, accounts, centers, etc., are **added on-the-go** right from the data-entry screen
- Flexible design for 1040 Schedule F
- **Add or delete lines when editing** checks, deposits or financial entries
- Creates **auto-reversing** journal entries
- **Multi-user** capability (optional)
- **Exports** reports to spreadsheets or clipboard
- Each record can store **long descriptions** (up to 300 characters)
- **Total integration** with inventories and production data
- Highly flexible reporting formats with memorized" (macro) capability
- User-defined report and input "menu trees"
- Reports include **drag-and-drop**, interactive **sort, drill-down and editing** of transactions
- Optional **inter-company transactions and consolidations and eliminations as well as "master" chart of accounts**
- Standard MS Access database—can be upgraded to any ODBC-compliant database
- Optional **Import/Export** module can create transactions and accounts, vendors, etc. from MS Excel (also permits importing from any accounting program that can export to Excel)

### New features:

- **Void checks**
- **Auto-split** A/P or A/R by division
- Can **convert** convention journal entry to **reversing entry**
- Five **classifications** of A/P and A/R accounts
- **1099 e-filing** through web portal
- New **Deposit Report**
- **Positive Pay (ARP)** added to ACH module
- New **Account Statement Report** for A/R-A/P

*TransAction Plus tightly integrates with Crop Audit and Smart Feeder for allocating direct costs to fields or groups or updating unallocated inventories.*

*TA Plus provides unlimited access to your data through "drill-down" editing within reports as well as spreadsheet-style reports that permit "drag and drop" columns and "live" sorting of data.*



*TransAction Plus can convert reports to graphs directly through Microsoft® Excel®.*

## You can spend your money on a lower-priced system now, but sooner or later you'll be asking for TransAction Plus

Sure, you can find simpler, less expensive accounting programs than TransAction Plus. They come in various types and sizes. Some are authentic farm programs for beginning users. Others are intended for use by any and all kinds of businesses, and are designed accordingly. Still others are so elementary they don't extend much beyond the scope of your personal checkbook.

You'll also see programs that are maybe a notch or two above entry-level or basic bookkeeping. But the suppliers of these programs want you to believe they'll provide *everything* you're ever going to need. They're obviously not considering your operation's size and complexity. Or the fact that you have special needs. Or that you may have plans for growth.

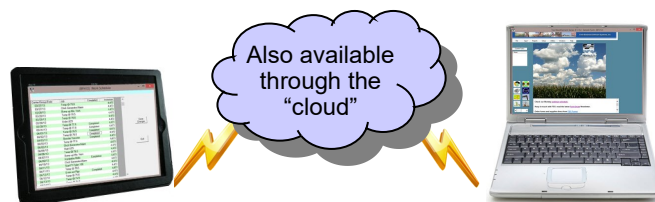
Granted, these are all attractive products with a certain level of utility. So is that spunky little garden tractor you bought last spring. But you wouldn't assign it the same chores as its 200HP brother out in the big shed.

It isn't hard to determine if a system has the right "specs" for you, including enough horsepower and reserve capacity to do the job—today *and* tomorrow. Just ask a few thoughtful questions about both product and producer.

- Is it a complete system for allocating overhead ... or will it be left to you to figure out how to divide tractor depreciation among 12 centers?
- Can it handle multiple owner, partners and landlords automatically ... or will you have to sort out who owns what?
- How many years has the company developed and sold ag computer programs?
- Is ag computing the company's core business or just a sideline?
- How many of the staff work full-time in ag program development and support?
- How many key people have not only a thorough understanding of agriculture but actual experience in farm financial management?
- How many new programs or upgrades has the company announced recently?
- Do they provide custom programming?

**You'll like the answers you get from FBS.  
They'll help you make the right  
choice the first time.**

**The optional Scanner Interface links electronic documents to accounting transactions for instant recall for your "paperless office."**



## Integration — the easiest route to a sure handle on production costs

Do you know your exact cost of raising crops or livestock? If not, you could be losing a fortune in needless expenses.


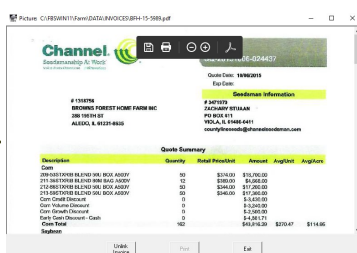
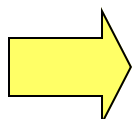
Perhaps you do have some fix on these costs ... but ask yourself: Do I always get the data in time to be helpful? Can I count on the accuracy? How many different programs am I using to get these numbers?

There's a simple solution: integrated production-financial record-keeping, in which individual systems *share* information. The key benefit is a cost-accounting capability that gives you complete, precise information the instant you need it. The only thing better is a full-time staff of accountants on your farm.

Yet you needn't be an accountant to run an integrated system. It's easier than you think. For example, interlinked modules function seamlessly as *one* unit. You have only to enter data *one* time. If you're operating three separate programs stand-alone, you know the advantage here. Just one time-saving convenience among a score of others.

Now, where to turn for a fully integrated management information system? We pioneered the concept 30 years ago and have taken to levels that may never be matched. Build your integrated system around TransAction Plus, using:

- Farm Financial Standards Ratios
- Payroll Inventory Register
- Inter-company Transactions/Consolidation
- Ferguson System
- Accounts Payable
- Accounts Receivable
- Scanner Interface
- Parts Inventory
- Depreciation
- Smart Feeder
- Crop Audit
- Contracts
- Spreadsheet Import/Export
- Payroll E.CLIPSE Managerial Accounting
- Report Generator Asset Register



[BFI15] Change Check

Bank Account
003 1st Farm Credit

☐ Cleared entry

Check Number
1

Date
10/13/2015
To
CHANNEL SEED

Total Amount
47,842.20

Bank Balance
2,804,177.57

Date cleared
10/15/2015

Amt. to Balance
0.00

Line	Qty	Den	Div	Amount	Description	Quantity	Unit	Project	Field	Appl Method	Access
1	650	22	2	14,250.17	204-5557-RIB	50,000		Don't Apply		205K3	
2	680	22	2	3,588.41	211-3657-RIB	12,000		Don't Apply		21135	
3	680	22	2	13,052.43	212-8657-RIB	50,000		Don't Apply		21236	
4	680	22	2	13,139.03	213-8657-RIB	50,000		Don't Apply		21336	
5	680	22	2	1,852.74	3408R2	40,000		Don't Apply		3408R2	
6	680	22	2	1,920.42	3708R2	40,000		Don't Apply		3708R2	

680 Seeds Plants

22 Crop Unallocated

2 GRAIN DIVISION

Save

Cancel

Print

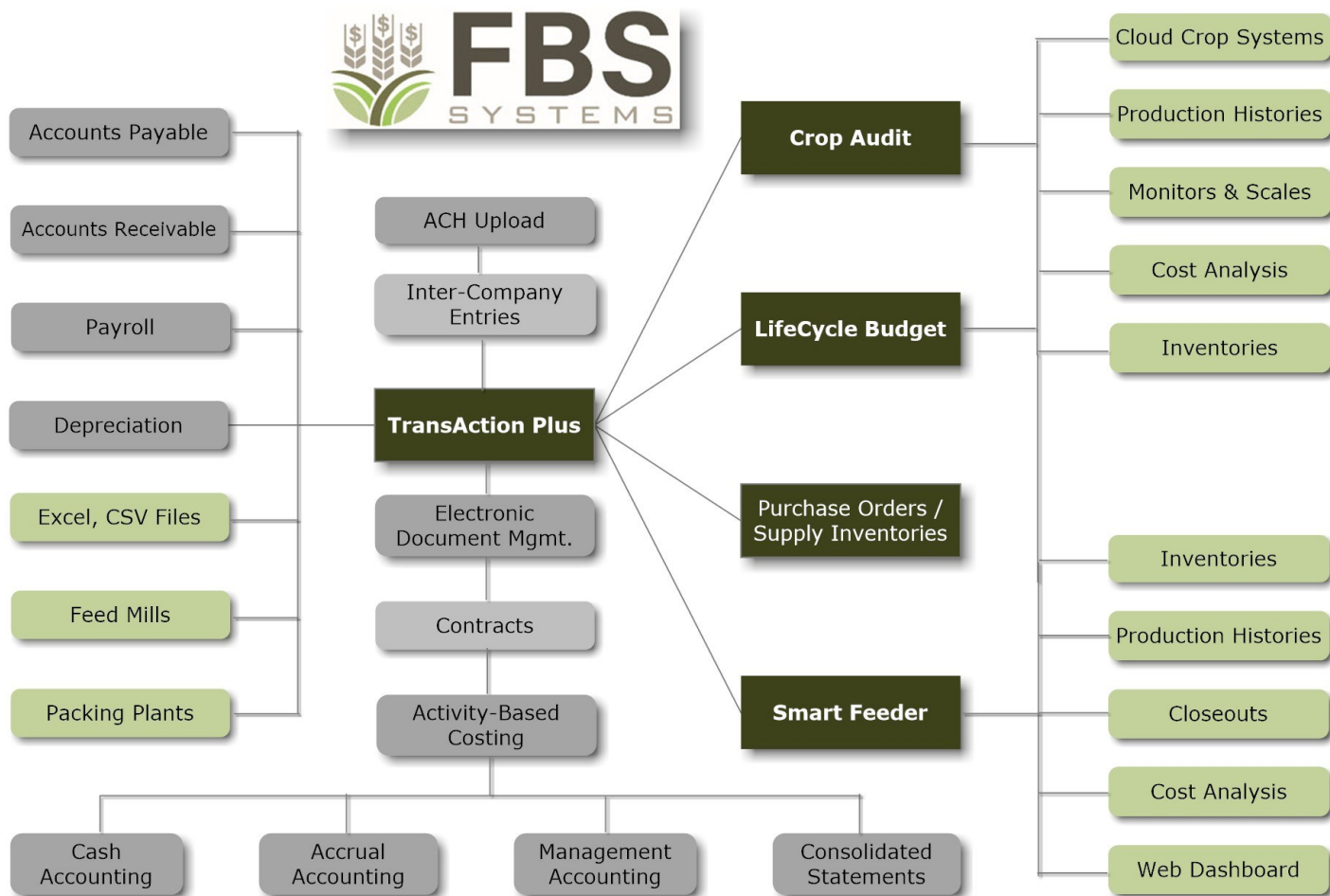
Insert Line

Delete Line

Delete Entire

Display Linked





## Others sell you software. We offer you **SERVware™**.

There's a difference. The software you choose to help run your farm should be thought of not as a product, but a *service*.

True business software represents the service discipline in much the same manner as a records manager. Accountant. Financial analyst. Even an executive consultant. These are professionals you hire to enhance your management skills, minimize your production costs and build your bottom line.

Sometimes this vital aide on a paper-thin disk needs the backing of able, responsive training and support. Again, we're talking *service*. SERVware from FBS. Unlike ordinary software, it's service, *all* service, from the beginning.

So if you judge farm software solely on price, you may be settling for a mere product—like something bought as a discount store—and ignoring the singular quality that distinguishes the right choice. *Service*

**Thirty-day trial version ..... FREE**

**Requires Windows 10/Server 2012 or higher  
4 GB memory required**

Module Pricing	On Premise License	Cloud Annual Subscription
<i>TransAction Plus GL</i>	\$2,252	\$ 675
<i>Additional Network Node</i>	\$1,696	\$ 675
<i>ACH Module</i>	\$896	\$ 270
<i>Accounts Payable</i>	\$896	\$ 270
<i>Accounts Receivable</i>	\$896	\$ 270
<i>Scanner Interface</i>	\$1,348	\$ 297
<i>Contract Module</i>	\$1,348	\$ 297
<i>Inventory Register</i>	\$ 896	\$ 270
<i>Asset Register</i>	\$3,383	\$1,018
<i>Import/Export Module</i>	\$3,383	\$1,018
<i>Inter-Company</i>	\$3,383	\$1,018
<i>Payroll</i>	\$1,506	\$ 908
<i>TransAction Lite GL</i>	\$1,348	

**All prices subject to change without notice.**

Category	TA Plus	TA Lite
Farm/company capacity	Unlimited	2
Multi-year reporting	Y	Y
Accounting basis	Cash/Accrual	Cash/Accrual
Bank accounts are true assets	Y	Y
Heading and detail accounts	Y	Y
Data Entry Features		
Vendors/Payees	7,500	500
Ledger accounts	600	600
Divisions	250	2
Centers	1000	1000
Common descriptions	2000	2000
Long descriptions (400 characters)	Y	Y
Add to the list on-the-go	Y	Y
Maximum codes <sup>1</sup>	40 billion	24 billion
Pop-up calculator	Y	Y
Check writing	Y	Y
Bank reconciliation	Y	Y
6 character alpha-numeric codes	Y	Y
Internal ID's allow renaming without destroying system integrity	Y	Y
Reports		
Check Register/Reconciliation	Y	Y
Account Summary with budget-actual	Y	Y
Account Detail	Y	Y
1040 Schedule F	Y	Y
1099 Forms	Y	Y
Cost / Divisions	Y	Y
User Defined with 5-way recap	Y	Y
Trial Balance	Y	Y
Accounts Payable (12 reports)	O	N
Accounts Receivable invoices	O	N
Loan Report	Y	Y
Payroll Liability	Y	Y
Cash Flow Budget	Y	Y
Balance Sheet	Y	Y
Income Statement	Y	Y
Statement of cash flows	O	N
Consolidated cost analysis	Y	N
Contract History	O	N
Standard Cost/Vendor Monitor	O	N
WIP Inventory Change	O	N
Integrates with		
e.CLIPSE Managerial Accounting	O	N
Payroll	O	N
LifeCycle Budget	O	N
Crop Audit	O	N
Smart Feeder	O	N
Accounts Payable/Receivable	O	N
Scanner Interface	O	N
Parts Inventory	O	N
Inter-company transactions /reports	O	N

**Add-on modules add extra value.**

**LifeCycle Budget** adds "intelligent" supporting schedules for real-time planning and monitoring.

**Accounts Payable** provides concurrent cash/accrual expense control and reporting.

**Accounts Receivable** provides concurrent cash/accrual revenue control and reporting.

**Inter-Company/Consolidation** creates offsetting A/P-A/R entries between companies and permits consolidated financial reports.

**Import/Export Module** saves keystrokes by importing data from spreadsheets, text files...even other accounting programs!

**Report Generator** gives TransAction Plus full database capability.

**For complete information,  
including clients' names  
(for references)  
and an evaluation CD,  
call FBS Systems at  
1-800-437-7638 or visit our  
website at**

**[www.fbssystems.com](http://www.fbssystems.com)**



**Box 185  
601 SE 19th Ave.  
Aledo, IL  
800-437-7638**

<sup>1</sup> # Accounts X # Centers X # Divisions X # Descriptions  
O = Optional Report Module

## Just a few examples of the unique reports possible through TransAction Plus.

**(BFH05) User Defined Report**

Description	Unit Price	Ave. Wt.	Price/Wt.	Quantity	Weight	Amount	Gross	Fed	FICA
????????	87.91	249.67	0.352	16,751.000	4,182,206.602	1,472,618.55	0.00	0.00	0.00
BELLY BUST	44.69	261.43	0.171	273.000	71,370.000	12,201.19	0.00	0.00	0.00
BOAR	83.20	260.00	0.320	1.000	260.000	83.20	0.00	0.00	0.00
BUTCHER	70.10	195.00	0.360	3.000	585.000	210.30	0.00	0.00	0.00
CORRECT MISTAKE	95.57	200.00	0.478	5.000	1,000.000	477.85	0.00	0.00	0.00
DONATED HOGS	0.00	0.00	0.000	0.000	0.000	-1,939.50	0.00	0.00	0.00
JUNK	0.00	190.00	0.000	8.000	1,520.000	0.00	0.00	0.00	0.00
MISTAKE ON FARMLAND	0.00	100.00	0.000	1.000	100.000	0.00	0.00	0.00	0.00
MDX	0.00	0.00	0.000	0.000	0.000	2,072.50	0.00	0.00	0.00
MDX	103.00	218.94	0.471	52.000	11,385.000	5,356.20	0.00	0.00	0.00
MDX	116.15	235.65	0.493	31.000	7,305.000	3,600.63	0.00	0.00	0.00
ONE LITTLE PIGGY	100.00	220.00	0.455	1.000	220.000	100.00	0.00	0.00	0.00
RUPTURE	60.00	185.00	0.324	2.000	370.000	120.00	0.00	0.00	0.00
TUMOR BELLY	0.00	200.00	0.000	1.000	200.000	0.00	0.00	0.00	0.00
	87.27	249.67	0.350	17,129.000	4,276,521.602	1,494,900.92	0.00	0.00	0.00

Lines to print: 1 - 17  
Last recap column to print: FICA

Buttons: Close, Print, Range, Printer Setup, Export, Refresh, Recap, Toggle Type of Recap

User-Defined Report toggles between 5 types of recaps of selected data.

**(BFH03) Reports**

- Monthly Closing Reports
  - Trial Balance
  - Current Month-Accrual
  - Current Month-Cash
- Bank Reconciliation
  - Bank Statement
- Crop Inventories
  - 2002 Crops
  - 2003 Crops
- Feed Inventories
  - Feed Ingredients
- Livestock Inventories
  - Current Group
  - Whole Herd
- Closeout Reports
  - TA+ Detail Reports
  - TA+ Total Reports
  - TA+ Other Reports
  - A/P Reports
  - A/R Reports
  - Crop Reports
  - Breeding Detail Reports
  - Breeding Summary Reports
  - Breeding Forms/Schedules
  - Closeout Process
  - Standard Feeding Reports
  - Group Feeding Reports
  - Livestock ECLIPSE Report

Customize your reports and create your own menus.

Balance Sheet Date: 12/31/2004  
Start of Fiscal Year: 01/01/2004

Divisions: 0-7

Market Value Report

Acct. Description	12/31/2004	12/31/2003	12/31/2002	12/31/2001	12/31/2000
Inventory	44,501.07	780.30	544.99	508.03	529.98
Inventory	44,577.02	90.43	-2,550.15	0.00	0.00
cts Rec	0.00	6,917.06	8,000.47	7,766.99	8,647.27
tes Rec	6,500.00	6,500.00	6,500.00	6,500.00	6,500.00
Equip	27,100.82	27,100.82	27,100.82	23,403.82	16,780.42
pr M & E	1,308,618.97	1,216,869.07	1,179,361.07	1,093,053.85	970,039.00
Livestock	-999,709.23	-939,824.79	-881,638.08	-907,084.89	-840,205.95
stk Basis	282,667.38	282,667.38	282,667.38	282,667.38	258,421.55
pr Br Lk	95,959.71	85,868.31	56,478.07	36,557.05	32,923.52
LLC	-172,032.06	-138,544.14	-125,287.80	-95,509.49	-73,056.75
Mar Secur	32,000.00	0.00	0.00	0.00	0.00
LLC	963,983.32	964,100.32	964,406.79	963,444.19	963,444.19
Estate	51,161.68	52,119.79	40,956.69	24,181.69	23,852.10
ings	3,359,396.00	3,359,396.00	3,359,396.00	3,359,396.00	3,359,396.00
pr Farm	1,544,789.00	1,544,789.00	1,544,789.00	1,544,789.00	1,544,789.00
pr Impr	-1,091,206.00	125,539.00	125,539.00	125,539.00	125,539.00
ETS	-110,288.00	6,510,247.00	6,510,247.00	6,510,247.00	6,510,247.00

Multi-year, cash/accrual/market value Financial Statements.

**(BFH05) Contract History Report**

Number	Date	Vendor	Contract	Contract Desc.	Quantity	Amount	Balance
1147	03/02/2004	GOLD STAR FS, INC.	21483	Soybean River Ope	2,500.00	18,750.00	2,500.00
	03/22/2005	GOLD STAR FS, INC.	21483	Soybean River Ope	2,500.00	18,749.99	0.00
				Current Position	0.00	0.00	
866	04/06/2005	GOLD STAR FS, INC.	21998	Soybean May 2004	2,000.00	20,320.00	2,000.00
	05/20/2004	GOLD STAR FS, INC.	21998	Soybean May 2004	2,000.00	20,319.99	0.00
				Current Position	0.00	0.00	
1148	09/03/2004	GOLD STAR FS, INC.	22713	Soybean River Ope	3,000.00	18,690.00	3,000.00
	03/22/2005	GOLD STAR FS, INC.	22713	Soybean River Ope	3,000.00	18,690.01	0.00
				Current Position	0.00	0.00	
1155	03/29/2005	GOLD STAR FS, INC.	23166	Soybean River Ope	2,500.00	13,525.00	2,500.00
	03/24/2005	GOLD STAR FS, INC.	23166	Soybean River Ope	143.00	773.63	2,357.00
	03/24/2005	GOLD STAR FS, INC.	23166	Soybean River Ope	494.01	2,672.59	1,862.99
	03/24/2005	GOLD STAR FS, INC.	23166	Soybean River Ope	487.20	2,635.75	1,375.79
	03/24/2005	GOLD STAR FS, INC.	23166	Soybean River Ope	455.67	2,465.17	920.12
	03/24/2005	GOLD STAR FS, INC.	23166	Soybean River Ope	500.67	2,708.62	419.45
	03/24/2005	GOLD STAR FS, INC.	23166	Soybean River Ope	419.45	2,269.22	0.00
				Current Position	0.00	0.00	

Optional Contract History Report tracks deliveries and positions.

CA Marketing Inventories	Unit	# Units	# Units	\$/Unit	\$/Unit	12/31/04 Total Valuation	07/01/04 Total Valuation	Invty Valuation Change Due To Quantity	Invty Valuation Change Due To Cost	Net Change
CS1000 Corn Market BU	BU	56,544	16,094	1.78	1.78	100,904.80	28,613.40	71,916.43	373.19	72,291.40
CS2000 Soybean Market BU	BU	17,058	2,289	4.31	5.60	73,547.44	12,823.38	82,752.84	-22,028.73	60,724.06
<b>Total Marketing Center Change</b>						<b>174,452.24</b>	<b>41,436.78</b>	<b>154,669.26</b>	<b>-21,655.54</b>	<b>133,015.46</b>
<b>CA Investment In Growing Crops</b>										
100104 Corn Own Farm 04 BU	BU	0	0	0.00	0.00	0.00	18,901.48	0.00	0.00	-18,901.48
100105 Corn Own Farm 05 BU	BU	0	0	0.00	0.00	6,721.40	0.00	0.00	0.00	6,721.40
100204 Corn Elmer Farm 04 BU	BU	10,843	0	0.00	0.00	0.00	11,614.65	0.00	0.00	-11,614.65
100205 Corn Elmer Farm 05 BU	BU	0	0	0.00	0.00	2,237.70	0.00	0.00	0.00	2,237.70
100304 Corn Ward Farm 04 BU	BU	6,146	0	0.00	0.00	0.00	6,836.96	0.00	0.00	-6,836.96
100305 Corn Ward Farm 05 BU	BU	0	0	0.00	0.00	1,462.59	0.00	0.00	0.00	1,462.59
100404 Corn Schroder Farm 04 BU	BU	0	0	0.00	0.00	0.00	17,323.56	0.00	0.00	-17,323.56
100405 Corn Schroder Farm 05 BU	BU	0	0	0.00	0.00	6,282.07	0.00	0.00	0.00	6,282.07
100504 Corn Library Farm 04 BU	BU	0	0	0.00	0.00	349.71	24,526.64	0.00	0.00	-24,176.93
100505 Corn Library Farm 05 BU	BU	0	0	0.00	0.00	2,863.55	0.00	0.00	0.00	2,863.55
100605 Corn Stuart Farm 05 BU	BU	0	0	0.00	0.00	3,060.68	0.00	0.00	0.00	3,060.68
200104 SoyB Own Farm 04 BU	BU	0	0	0.00	0.00	0.00	12,980.44	0.00	0.00	-12,980.44
200204 SoyB Elmer Farm 04 BU	BU	3,466	0	0.00	0.00	0.00	7,379.68	0.00	0.00	-7,379.68
200304 SoyB Ward Farm 04 BU	BU	1,836	0	0.00	0.00	0.00	4,758.08	0.00	0.00	-4,758.08
200404 SoyB Schrdr Farm 04 BU	BU	0	0	0.00	0.00	0.00	17,264.81	0.00	0.00	-17,264.81
200504 SoyB Library Farm 04 BU	BU	0	0	0.00	0.00	0.00	17,704.33	0.00	0.00	-17,704.33
200604 SoyB Stuart Farm 04 BU	BU	2,127	0	0.00	0.00	0.00	5,810.44	0.00	0.00	-5,810.44
<b>Total Production Center Change</b>						<b>22,977.70</b>	<b>145,101.07</b>	<b>0.00</b>	<b>0.00</b>	<b>-122,123.37</b>
<b>CA Chemical Inventory</b>										
8 Glystar gal	gal	0	77	0.00	14.33	0.00	1,106.53	-1,106.53	0.00	-1,106.53
12 Weedat LV6 gal	gal	0	62	0.00	19.35	0.00	1,190.03	-1,190.03	0.00	-1,190.03
14 AMS lbs	lbs	0	564	0.00	0.17	0.00	95.89	-95.91	0.00	-95.89
15 NIS gal	gal	0	7	0.00	13.28	0.00	92.96	-92.96	0.00	-92.96
21 Asana gal	gal	0	15	0.00	76.21	0.00	1,124.10	-1,124.10	0.00	-1,124.10
23 Cobra gal	gal	1	1	131.96	131.96	65.98	65.98	0.00	0.00	0.00
24 COC gal	gal	2	2	5.26	5.26	10.52	10.52	0.00	0.00	0.00
26 Salvan gal	gal	1	1	21.90	21.90	10.95	10.95	0.00	0.00	0.00
<b>Total Chemical Inventory Change</b>						<b>87.45</b>	<b>3,696.96</b>	<b>-3,609.53</b>	<b>0.00</b>	<b>-3,609.51</b>
<b>Grand Total</b>						<b>197,517.39</b>	<b>190,234.81</b>	<b>151,059.73</b>	<b>-21,655.54</b>	<b>7,282.58</b>

← Optional WIP Inventory Change Report is part of the E.CLIPSE Managerial Accounting suite and provides a supporting schedule for crop and livestock raw material, work in process and finished goods inventories.



# Even more ways TransAction Plus increases your efficiency and analysis.

One entry records offsetting accounts receivable and payable between entities in the optional **Inter-Company module**.

Track **credit card** entries by bank and vendor.

Contract	Contract Desc.	Quantity	Amount	Balance
INC. 21483	Soybean River Ope	2,500.00	18,750.00	2,500.00
INC. 21483	Soybean River Ope	2,500.00	18,749.99	0.00
	Current Position	0.00	0.00	
INC. 21998	Soybean May 2004	2,000.00	20,320.00	2,000.00
INC. 21998	Soybean May 2004	2,000.00	20,319.99	0.00
	Current Position	0.00	0.00	
INC. 22713	Soybean River Ope	3,000.00	18,690.00	3,000.00
INC. 22713	Soybean River Ope	3,000.00	18,690.01	0.00
	Current Position	0.00	0.00	
INC. 23166	Soybean River Ope	2,500.00	13,525.00	2,500.00
INC. 23166	Soybean River Ope	143.00	773.63	2,357.00
INC. 23166	Soybean River Ope	494.01	2,672.59	1,862.99
INC. 23166	Soybean River Ope	487.20	2,635.75	1,375.79
INC. 23166	Soybean River Ope	455.67	2,465.17	920.12
INC. 23166	Soybean River Ope	500.67	2,708.62	419.45
INC. 23166	Soybean River Ope	419.45	2,269.22	0.00
	Current Position	0.00	0.00	

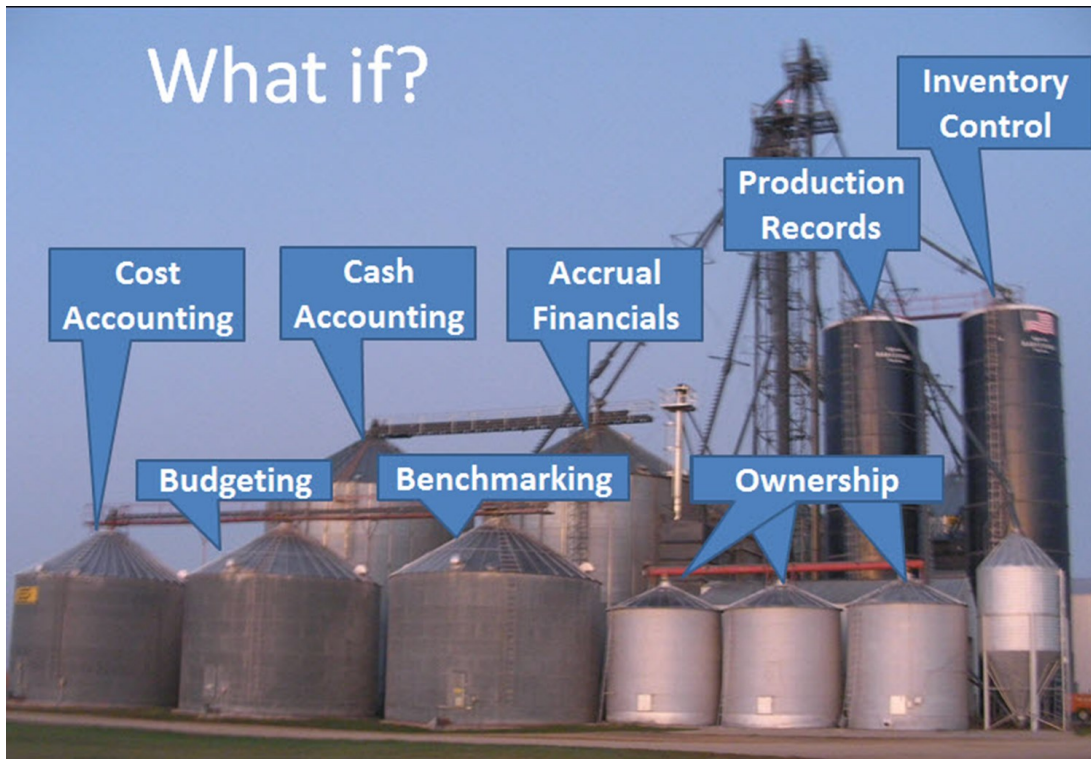
Description	No.	Description	2012	2013	2014	2015	Total
CROP PLANTING	330	Crop Work	5,621.90	2,123.61	20,027.29	10,110.00	37,888.80
	660	Repairs - Mach/Equ	0.00	0.00	0.00	876.16	876.16
	720	Machine Hire	0.00	29,775.00	34,550.00	43,499.00	107,824.00
	730	Supplies-Farm	0.00	0.00	1,731.00	0.00	1,731.00
	863	Seminars/Travel	0.00	0.00	72.50	0.00	72.50
CRPLAN	CROP PLANTING		5,621.90	27,645.39	16,326.21	34,265.16	72,614.86
		Dollars Allocated From	2012	2013	2014	2015	Total
CRPLAN	CROP PLANTING		5,621.90	27,645.39	16,326.21	34,265.16	72,614.86
	50	Just Mac/Equ	0.00	0.00	0.00	5,051.56	5,051.56
	59	Brandon Robinson	0.00	0.00	0.00	8,503.09	8,503.09
	95	Charles Adams	7,447.36	7,190.74	7,718.21	7,804.41	30,160.72
	G1	Diesel-Home Dyed	1,348.25	1,951.02	2,025.23	934.57	6,259.07
	G8	Diesel Portable Dyed	2,382.07	4,312.07	2,176.74	2,523.01	11,393.89
	G9	Diesel Handalls Dyed	0.00	0.00	0.00	0.00	0.00
	1125	07 Toyota Tundra	0.00	0.00	0.00	115.89	115.89
	E0025	Planters	854.20	99.00	872.20	125.00	1,950.40
	E0039	JD 8430	12,657.12	11,059.30	0.00	0.00	1,597.82
	E0042	PJ TRAILER 2013	0.00	703.81	106.00	558.00	1,367.81
	E0047	JOHN DEERE 8360RT TR	0.00	0.00	4,854.00	5,427.81	10,281.81
	E0049	900 GAL GEN 4 TRACK	0.00	0.00	0.00	1,104.00	1,104.00
	E0050	20/20 SEEDSENSE DISP	0.00	0.00	0.00	1,176.00	1,176.00
	E0053	B&B WATER TANK & GE	0.00	0.00	0.00	456.00	456.00
	E0055	900 GALLON TRACK TAN	0.00	0.00	0.00	504.00	504.00
	F0001	Grain Bins	4,065.42	0.00	0.00	0.00	4,065.42
	Totals		23,132.52	31,016.33	34,078.59	69,682.50	157,909.94
		Planted Acres	2012	2013	2014	2015	Total
		Cost Driver Units	1,386.30	1,400.41	1,337.37	1,674.58	5,798.66
		Standard	16,686.5	22,148.1	25,481.8	41,611.9	27,232.2
		Actual	16,686.5	22,148.1	25,481.8	41,611.9	27,232.2
		Variance	0.0000	0.0000	0.0000	0.0000	0.0000

The **Contract module** track positions and deliveries and links with Crop Audit and Smart Feeder inventories.


The optional **Standard Cost/Vendor Monitor** report tracks allocations of overhead activities across years.

Use the **Parts Inventory module** to generate and track **purchase orders** and internal/external consumption or **sales**.

Print **consolidated financial statements** across entities through the **Inter-Company module**.



***Discover how to make TransAction Plus the foundation of your integrated management system. Scan the code below, visit <http://www.fbssystems.com/data-into-decisions> or call 800.437.7638.***



**601 SE 19th Avenue Suite 2  
PO Box 185  
Aledo, IL 61231**

**[www.fbssystems.com](http://www.fbssystems.com) 800.437.7638**