

# PPC

## PORK PROFIT CENTER™

### PERFORMANCE DASHBOARD



Introducing the **Pork Profit Center Performance Dashboard**, a breakthrough precision tool for integrating, monitoring, and managing all facets of 21st Century wean-to-finish pork production.

The Pork Profit Center provides **real-time “cloud” access to comprehensive production, financial and sales performance** metrics. No setup, training or data entry is required; up-to-the-minute, accurate information from **FBS’s integrated ERP production accounting system** is seamlessly uploaded to a secure website and can be accessed through **any pc or mobile device**.

#### Join us on a quick tour:

The main **Closeout Screen** (on the right) offers a concise summary of closed or open nursery and finishing groups, emphasizing top production and business-side **Key Performance Indicators (KPIs)**.

Cumulative mortality by week on feed is graphically plotted and a **Feed Budget** (below) monitors compliance with budgeted ration changes throughout the feeding process.

Closeout - Feed Budget Group Id: 201539D				
Description	Actual Amount	Budget Feed/Hd	Actual Feed/Hd	Variance Feed/Hd
UC #1 11< lbs	2,720.00	0.71	1.13	0.42
UC #2 11-15 lbs	400.00	4.00	0.17	-3.83
UC #3 15-20 lbs	15,900.00	7.00	6.61	-0.39
UC #4 20-30 lbs	32,060.00	14.00	13.33	-0.67
UC #5 30-50 lbs	77,940.00	30.00	36.63	6.63
F1RV15 50-70 lbs	144,300.00	57.00	60.18	3.18
F2RV15 70-100 lbs	144,540.00	64.00	60.35	-3.65
F3RV15 100-130	193,160.00	67.00	80.73	13.73
F4RV15 130-170	239,440.00	97.00	100.43	3.43
F5RV15 170-210	343,419.99	105.00	150.63	45.63
F7RV15 Paylean 4,5	336,120.00	192.00	141.70	-50.30
<b>GROUP TOTALS</b>	<b>1,529,999.99</b>	<b>637.71</b>	<b>636.17</b>	<b>-1.54</b>

Release Closeout for Viewing:  
 Yes  No

201539D      Start Date: 9/21/2015      Source(s):  
Close Date: 3/4/2016

**Production Summary**

	Actual	Adj.
Dead Pigs	43	
Mortality	1.79%	
Culls	28	
Cull %	1.16	
% Markets	97.05	

Total Days: 163  
Avg Days: 153  
ADG: 1.73  
ADFI: 4.22  
FCR: 2.43    2.62

**Opp. Cost Per Pig**

Feed \$	
FCR	
Gain/lbs.	5.09
Housing \$	0.34
Value \$	
Total \$	0.34

**Harvest Summary**

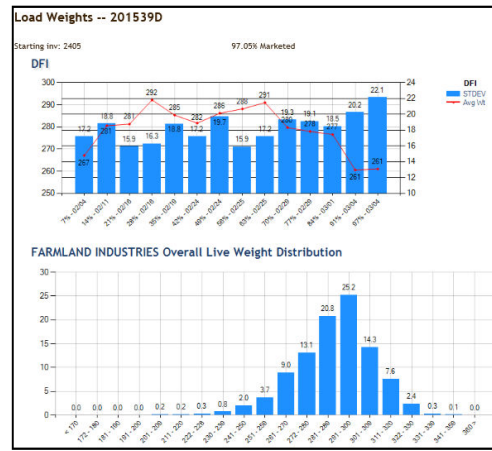
Sort Loss (\$/Cwt):       % Yield: 76.31      % Lean:   
Backfat (inches):       Carcass Wt.: 213.30      % in Top Wt.:

**Inventory Summary**

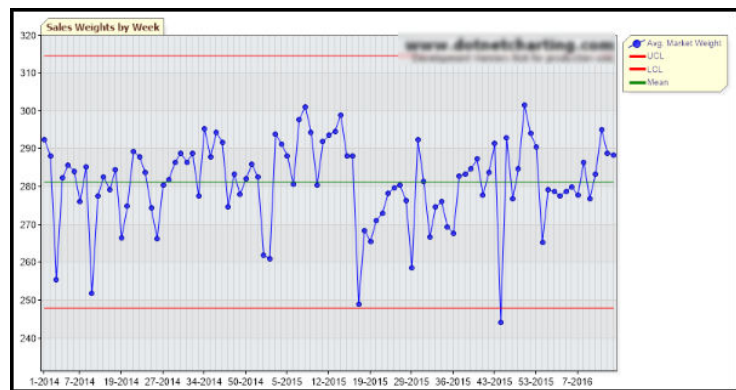
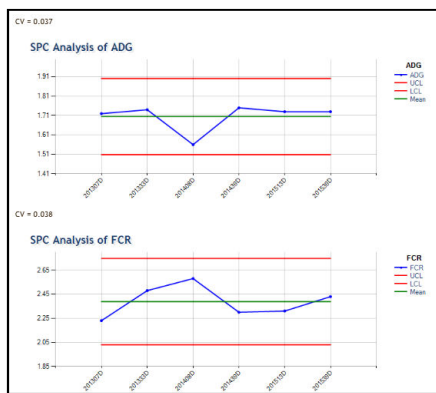
	Pigs In	Pigs Out			Total
		Moves/Other	Culls	Market Sales	
Head	2405	0	28	2334	2362
Avg. Weight	12.4	0.0	245.7	279.5	279.1
Total Weight	29860.0	0.0	6879.0	652406.0	659285.0

**Financial Summary**

Sales	Head	Amount	Per Head	Per Lb. Produced
Culls	28	2186.71	78.10	0.32
Market Sales	2334	339486.85	145.45	0.52
Other Sales	0	0.00	0.00	0.00
Other Revenue		0.00	0.00	0.00
<b>Total Sales</b>	<b>2362</b>	<b>341673.56</b>	<b>144.65</b>	<b>0.54</b>
<b>Cost of Sales</b>				
Weaned/Feeder Pigs		100118.43	42.39	0.159
<b>Expenses</b>				
Feed		176413.93	74.69	0.280
Animal Health		2214.72	0.94	0.004
Rent		44520.68	18.85	0.071
Supply/Overhead		12373.91	5.24	0.020
Transport/Mkt		8267.84	3.50	0.013
<b>Total</b>		<b>243791.08</b>	<b>103.21</b>	<b>0.387</b>
<b>Net Profit</b>		<b>-52235.95</b>	<b>-50.95</b>	<b>50.00</b>



The Pork Profit Center Dashboard keeps your **sales team** in sync. From markers to marketing departments, all can stay on top of sales results by **site, date and load** including premiums, weight groupings and standard deviation so that you consistently achieve the most profitable weight specifications. As soon as packer data is downloaded into FBS's ERP it's viewable on the dashboard, providing valuable feedback for sorting the next load.



The dashboard goes well beyond individual closeouts. Built-in **Statistical Process Control (SPC)** charts identify trends, signal emerging problems, and illuminate the path for continuous improvement. **Custom reports** allow you to create your own library of analytical tools to review performance across sites and farms powered by the dashboard's SQL database.

The **Pork Profit Center Performance Dashboard** is your operation's new communications and control center, providing your management team a **comprehensive, confidential and current** view of your entire business.

Schedule a "live" demonstration of the Dashboard and FBS's suite of integrated software by calling **800.437.7638** or emailing **sales@fbssystems.com**.

